

These pictures from the Ford F450/F550 Installation Manuals have been reproduced in color for clarity.




Figure 60. Wiring bundle to access




Figure. 61. Identification of wire to splice.




Figure 63. Location of Connector C2280F.




Figure 64. Wire to splice in Connector C2280F.